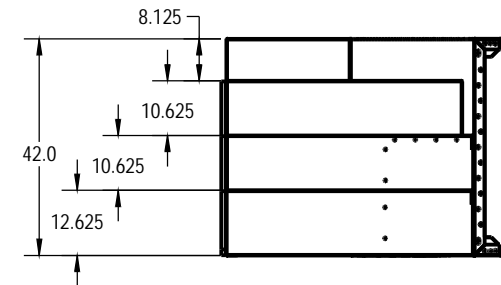
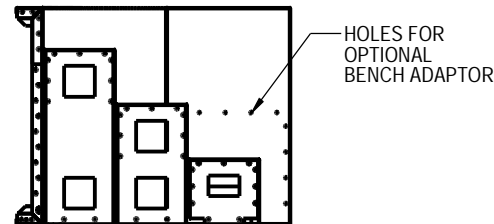
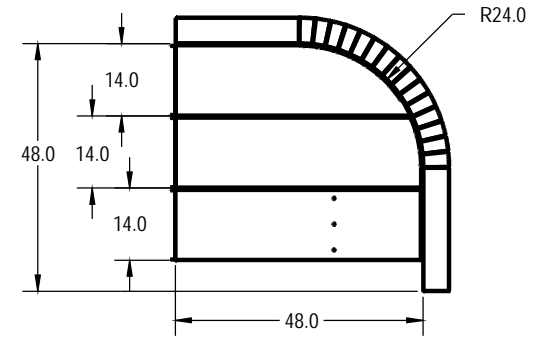
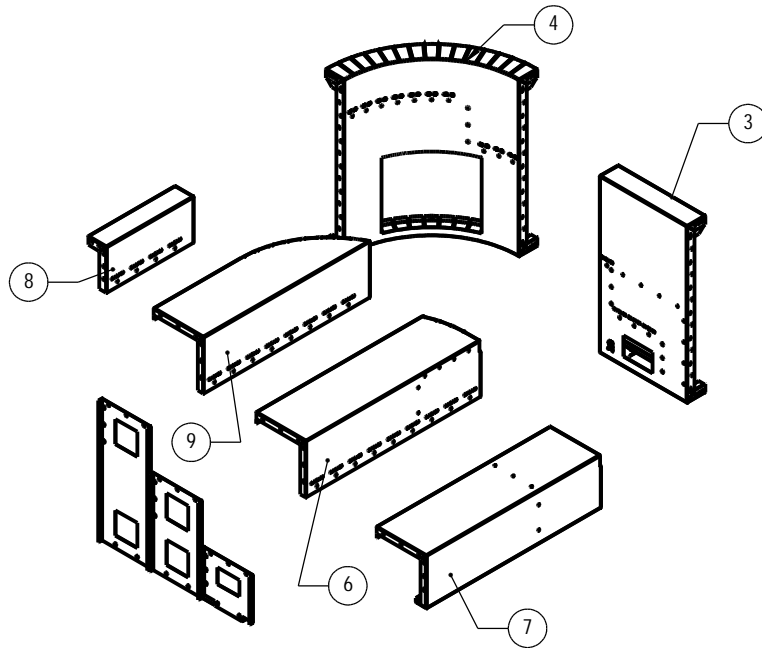


REVISION HISTORY					
REV	DESCRIPTION	DATE	ECO	BY	
D	ADDED CUSTOMER NUMBER	06/21/14	NONE	RCOLEBOCH	
E	ADDED BENCH ADAPTOR (SUPPRESSED)	10/9/2014	NONE	LNELSON	
F		03/16/19	NONE	CWHEELER	



- NOTES:**
- THESE ARE FINISHED DIMENSIONS READY FOR THE LINER.
 - DIMENSIONS ARE FROM INSIDE POOL PANELS.
 - THE IDEAL WATER LEVER SHOULD BE TO THE MIDDLE OF THE SKIMMER OPENING(S).
- EXCAVATION NOTES:**
- ROUGH EXCAVATION SHOULD BE 2" DEEPER IN EACH INSTANCE.
 - SOL TO HAVE MINIMUM BEARING CAPACITY OF 1500 PSF.
 - LOCATE TOP OF POOL AT LEAST 4" ABOVE THE SURROUNDING LAND ELEVATION.
 - SEE "OVER SIE DETAIL" FOR EXCAVATION AROUND POOL.
 - FILL VIDS UNDER BASE OF PANELS AND TAMP WELL.
 - BACK FILL WITH NON-EXPANSIVE MATERIAL.
 - ANSI/APSP/ICC-5 FOR RESIDENTIAL POOLS, 2003-2007 BOCA CODE SECTION 421.

- IMPORTANT NOTES:**
- THIS DOCUMENT IS FOR ILLUSTRATIVE PURPOSES ONLY. THE DEALER OR CONTRACTOR WHO SELLS OR INSTALLS YOUR POOL IS AN INDEPENDENT CONTRACTOR AND IS NOT AN AGENT OF THE MANUFACTURER. THE CONSTRUCTION METHODS ILLUSTRATED HERE ARE SUGGESTIONS AND APPLY ONLY TO NORMAL GROUND CONDITIONS. THERE MAY BE ADDITIONAL PRECAUTIONS AND/OR METHODS OF CONSTRUCTION. PROPER INSTALLATION IS THE RESPONSIBILITY OF THE DEALER/BUILDER/CONTRACTOR.

USE 00004122
BENCH ADAPTOR

ITEM	FILE NAME	DESCRIPTION	CUSTOMER DRAWING #	VENDOR PART #	QTY.
1	HBOLT 0.3750-16x1-L-N				102
2	HNUT 0.3750-16-D-N				102
3	00023656	PANEL, STEP, 3 TREAD WITH STEP END LINER TRACK, 2' RADIUS, RIGHT SIDE, BENCH OPTION	00023656		1
4	00004110	PANEL, 2' RADIUS, STEP, 2' RADIUS, CORNER, ASSEMBLY			1
5	00004115	SUPPORT, CENTER, 3 TREAD STEP, ASSEMBLY			1
6	00023657	TREAD, STEP, 3 TREAD WITH END LINER TRACK, 2' RADIUS, "C", RIGHT, 4' LONG	00023657		1
7	00023653	TREAD, STEP, 3 TREAD, "D", BENCH OPTION WITH LINER TRACK, 4' LONG, RIGHT SIDE	00023653		1
8	00004111	TREAD, STEP, 3 TREAD, 2' RADIUS, "A", RIGHT, 2' LONG	00004111	00004111	1
9	00004112	TREAD, STEP, 3 TREAD, 2' RADIUS, "B", RIGHT, 4' LONG			1

WEIGHT: 198.3 lbs VOLUME: Inch COLOR: HEAT TREAT: FINISH: TEXTURE:	UNLESS OTHERWISE SPECIFIED DIMENSIONS ARE IN INCHES TOLERANCES DECIMALS: X + 0.1 XX + 0.01 XXX + 0.005 XXXX + 0.0005 ANGULAR: X + 0.5 THIRD ANGLE PROJECTION	DESIGNED BY: LNELSON DATE: 10/01/13	CHECKED BY: CWHEELER DATE: 10/5/2012	SAMSON STEEL PART NUMBER: HSS3M2RRTB	TITLE: STEP, 3 TREAD, 2' RADIUS, RIGHT END, BENCH OPTION, SUB ASSEMBLY	
		MATERIAL: 304 STAINLESS STEEL	LAST REVISED BY: CWHEELER DATE: 08/15/19			SCALE: 1/16"
		SHEET: 1 OF 8	SIZE: B			
		© 2016 Samson Steel				