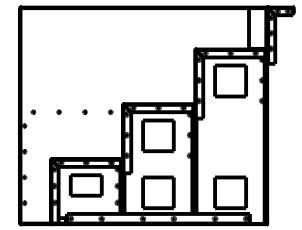
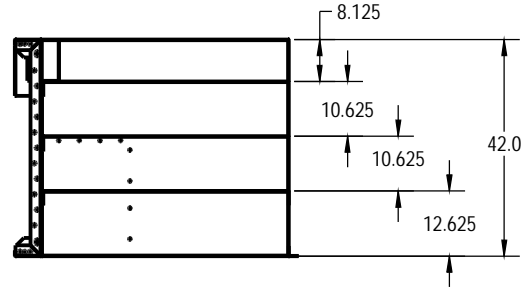
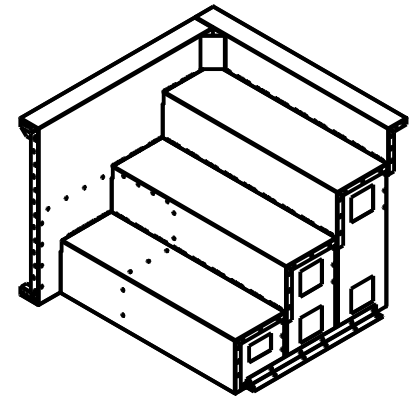
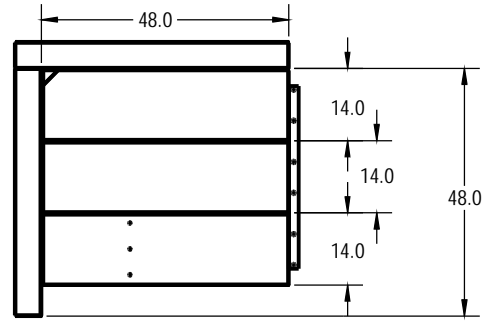
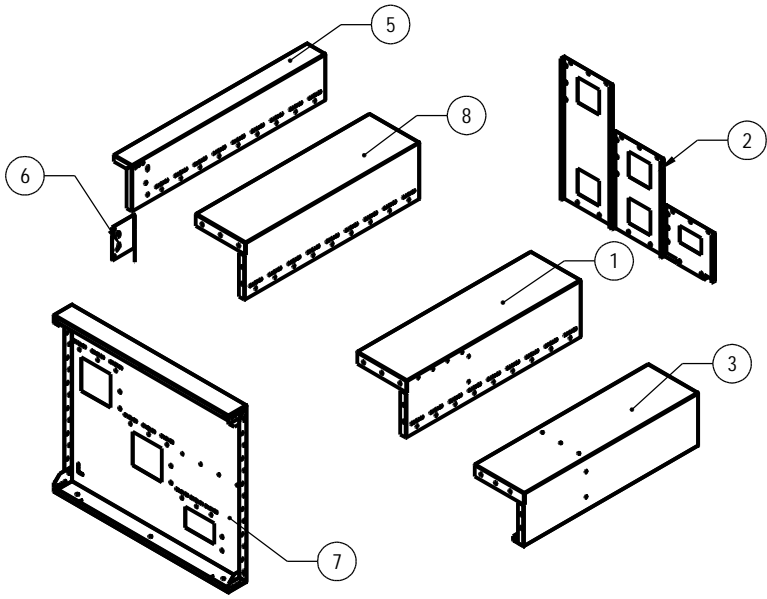


REVISION HISTORY					
REV.	DESCRIPTION	DATE	ECO	BY	
C	CORRECTED STEP ADAPTOR MOUNTING HOLES	10/2014		L NELSON	
D	ADDED LINER TRACK FOR STEPS	3/21/2019		RMILLER	
E	UPDATED FLANGE ON PART 2354, PER PRODUCTION REQUEST	5/30/2019		RMILLER	



- NOTES:**
- THESE ARE FINISHED DIMENSIONS READY FOR THE LINER.
 - DIMENSIONS ARE FROM INSIDE POOL PANELS.
 - THE IDEAL WATER LEVEL SHOULD BE TO THE MIDDLE OF THE SKIMMER OPENING(S).
- EXCAVATION NOTES:**
- ROUGH EXCAVATION SHOULD BE 2" DEEPER IN EACH INSTANCE.
 - SOIL TO HAVE MINIMUM BEARING CAPACITY OF 1500 PSF.
 - LOCATE TOP OF POOL AT LEAST 4" ABOVE THE SURROUNDING LAND ELEVATION.
 - SEE "OVER DIG DETAIL" FOR EXCAVATION AROUND POOL.
 - FILL VOIDS UNDER BASE OF PANELS AND TAMP WELL.
 - BACK FILL WITH NON-EXPANSIVE MATERIAL.
 - ANSI/APSP/ICC-5 FOR RESIDENTIAL POOLS, 2003-2007 BOCA CODE SECTION 421.

IMPORTANT NOTES:

11. THIS DOCUMENT IS FOR ILLUSTRATIVE PURPOSES ONLY. THE DEALER OR CONTRACTOR WHO SELLS OR INSTALLS YOUR POOL IS AN INDEPENDENT CONTRACTOR AND IS NOT AN AGENT OF THE MANUFACTURER. THE CONSTRUCTION METHODS ILLUSTRATED HERE ARE SUGGESTIONS AND APPLY ONLY TO NORMAL GROUND CONDITIONS. THERE MAY BE ADDITIONAL PRECAUTIONS AND/OR METHODS OF CONSTRUCTION. PROPER INSTALLATION IS THE RESPONSIBILITY OF THE DEALER/BUILDER/CONTRACTOR.

USE 00004135
BENCH ADAPTOR

ITEM	FILE NAME	DESCRIPTION	CUSTOMER DRAWING #	VENDOR PART #	QTY.	VENDOR NAME	MATERIAL
1	00023691	TREAD, STEP, 3 TREAD, "C", BENCH OPTION, 4' LONG, LEFT SIDE	00023691	00023691	1	SAMSON STEEL	G- 235,14 GA
2	00004115	SUPPORT, CENTER, 3 TREAD STEP, ASSEMBLY			1		
3	00023654	TREAD, STEP, 3 TREAD, "D", BENCH OPTION WITH LINER TRACK, 4' LONG, RIGHT SIDE	00023654		1		G- 235,14 GA
4		BOLT, PACK		HPS1916	3		AISI 1020
5	00004163	TREAD, STEP, 3 TREAD, "A", 4' 5.125" LONG			1	SAMSON STEEL	G- 235,14 GA
6	00004159	STEP, 3 TREAD, 90 DEGREE, CORNER, 6" RADIUS FILLER	00004159	00004159	1	SAMSON STEEL	G- 235,14 GA
7	00023700	PANEL, STEP, 3 TREAD, LEFT SIDE, BENCH OPTION, ASSEMBLY	00023700		1		
8	00023696	TREAD, STEP, 3 TREAD, "B", 4' LONG	00023696	00023696	1	SAMSON STEEL	G- 235,14 GA
9	00004135	STEP, 3 TREAD, LEFT END, BENCH ADAPTOR, ASSEMBLY	HSS3MLBA		1		

UNLESS OTHERWISE SPECIFIED DIMENSIONS ARE IN INCHES TOLERANCES DECIMALS: X + 0.1 XX + 0.01 XXX + 0.005 XXXX + 0.0005 ANGULAR: X + 0.5 THIRD ANGLE PROJECTION	DESIGNED BY: L NELSON	ORIENTATION DATE: 9/27/2013	SAMSON STEEL STEP, 3 TREAD, LEFT END, BENCH OPTION, SUB ASSEMBLY PART NUMBER: HSS3MLSB
	RETAILED BY: RMILLER	DATE DATED: 10/23/2013	
	LAST REVISED BY: RMILLER	LAST REVISED DATE: 5/30/2019	
	MATERIAL:		

WEIGHT: 232.0 lbs.
 VOLUME: inch³
 COLOR:
 HEAT TREAT:
 FINISH:
 TEXTURE:

© 2010 Samson Steel